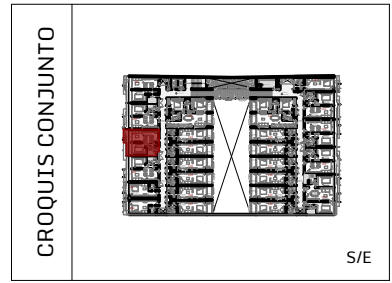
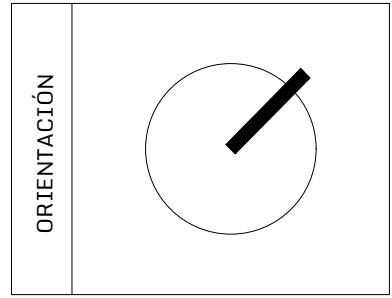
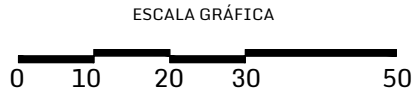


Pasillo

Ducto

Depto 104



DATOS GENERALES	PROYECTO: DEPTOS.SONNI	
	DEPTO. 103	
	ÁREA DEPTO.	41.93 M ²
	ÁREA TERRAZA/EXTERIOR	9.90 M ²
	ÁREA TERRAZA NO TECHADA	- M ²
	ÁREA TOTAL	51.82 M ²
COTAS:METROS		ESC.1:75